



CRST32F

Dimensions:18.6X10.4X15.8mm

Features

- 1, 10A Switching capabilities.
- 2, Contact arrangement: A: 1A; C: 1C
- 3, Coil power consumption: L:0.2W; Nil:0.45W

Ordering information

CRST32F - A - S- 10-12V - L

1 2 3 4 5 6

- 1, Part number: CRST32F
- 2, Contact arrangement: A:1A;
- 3, Enclosure: S:Sealed type; Z:Dust cover
- 4, Contact Current: 05:5A; 10:10A;
- 5, Coil Rated voltage(V):DC:3,5,9,12,24,36
- 6, Coil power consumption:Nil 0.45W(Standard);L:0.2W(High sensitivity)

Contact data

Contact Arrangement	1A 1C	
Contact Material	Ag Alloy	
Contact Rating(Resistive)	TUV、CQC	18A 277VAC 10A 250VAC
	UL	5A/10A/18A 277VAC 10A 250VAC TV-8 1/3HP
Max. Switching Power	2500VA 300W	
Max. Switching Voltage	277VAC/30VDC Max. Switching Current:10A	
Contact Resistance or Voltage Drop	≤100mΩ (6VDC 1A)	
Operation Life	Electrical	10 ⁵
	Mechanical	10 ⁷

Coil Parameter

Coil voltage(VDC)		Coil Resistance Ω ±10%	Pick up Voltage VDC(Max) (75% of rated voltage)	Release voltage VDC(Min) (10% of rated voltage)	Coil power consumption(W)	Operate Time(ms)	Release Time(ms)
Rated	Max						
3	3.9	45	2.25	0.30	0.20	≤10	≤5
5	6.5	125	3.75	0.50			
6	7.8	180	4.50	0.60			
9	11.7	405	6.75	0.90			
12	15.6	720	9.00	1.20			
24	31.2	2880	18.0	2.40			
3	3.9	20	2.25	0.30	0.45		
5	6.5	56	3.75	0.50			
6	7.8	80	4.50	0.60			
9	11.7	180	6.75	0.90			
12	15.6	320	9.00	1.20			
24	31.2	1280	18.0	2.40			

Caution: 1, The use of any coil voltage less than the rated coil voltage will compromise the operation of the relay.

2, Pick up and release voltage are for test purposes only and are not be used as design criteria.

Operation condition

Insulation Resistance	1000M Ω (500VDC)	
Dielectric Strength	Between Contacts	1000VAC,1min

CRST RELAYS

HTTP://WWW.CRSTRELAY.COM

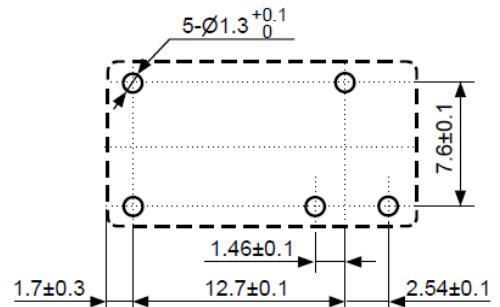
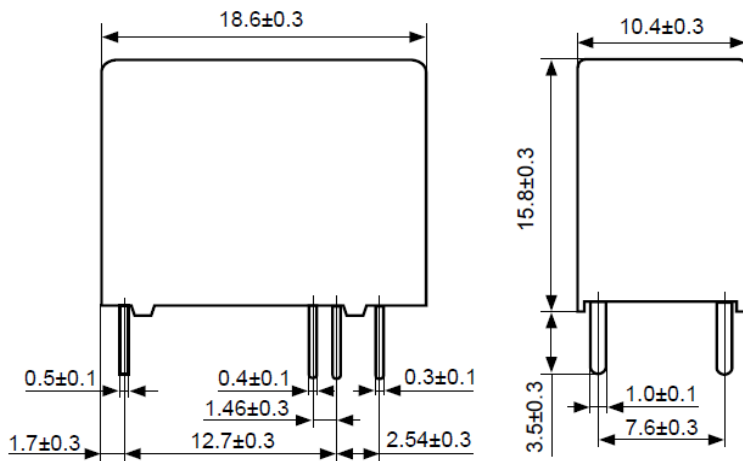
	Between Contacts and Coil	A:3500VAC,1min C:2500VAC,1min
Shock Resistance	Damage limits	100G Min
	Destructive	10G Min
Vibration Resistance		10~55Hz Double amplitude 1.5mm
Termination		PCB
Ambient Temperature		-40~85°C
Relative Humidity		35~95%RH,(at 40°C)
Unit weight		Approx.6g

Dimensions(mm)

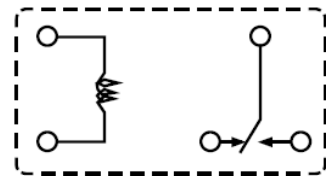
C型

外形图

安装孔尺寸
(底视图)



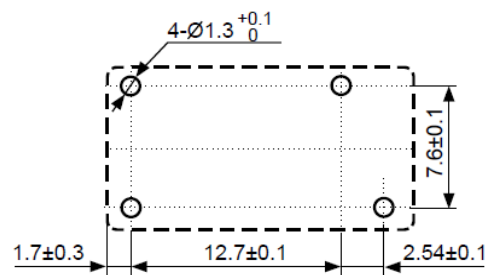
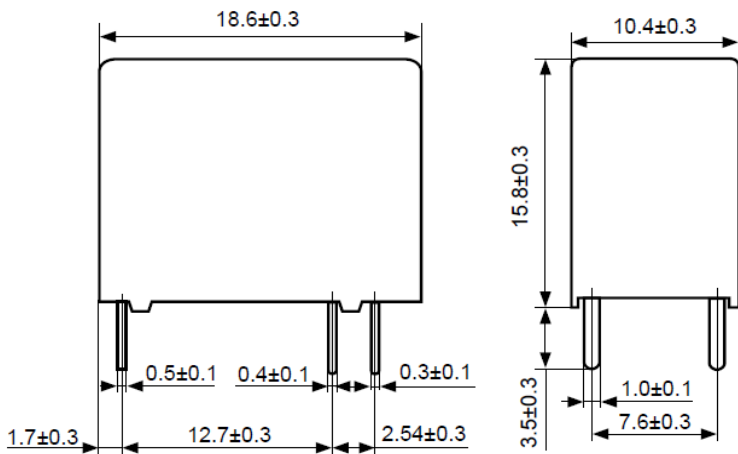
接线图
(底视图)



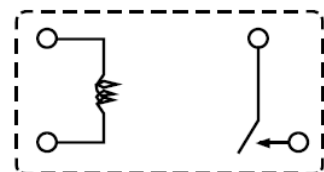
A型

外形图

安装孔尺寸
(底视图)

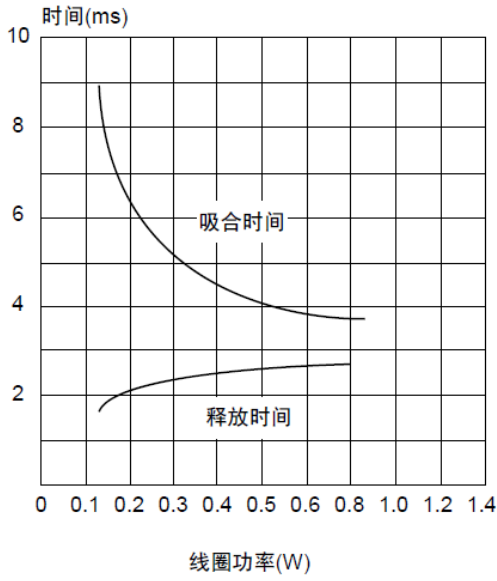


接线图
(底视图)

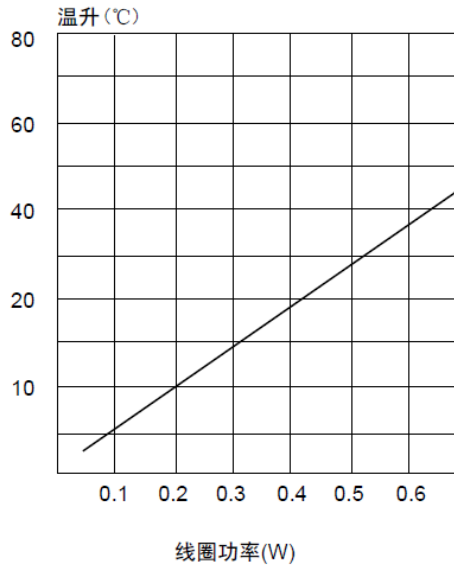


Reference Data

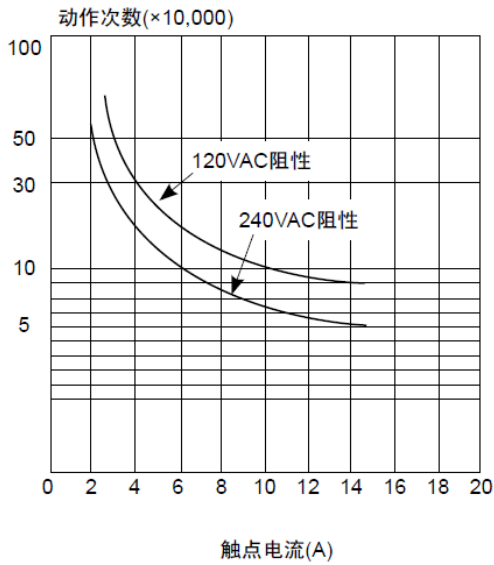
时间曲线



线圈温升



寿命曲线



最大切换功率

